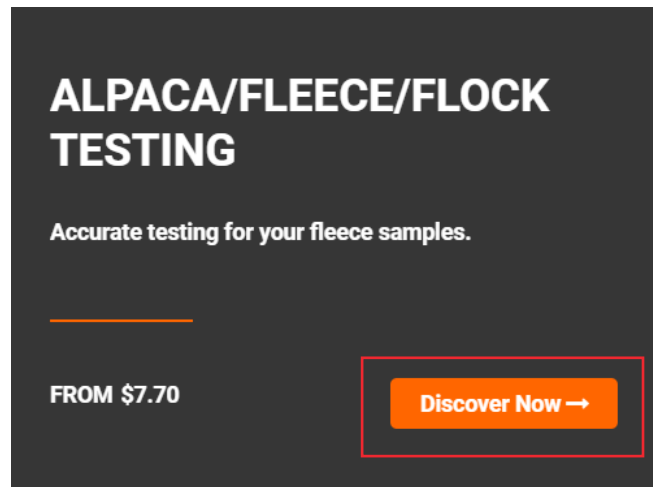


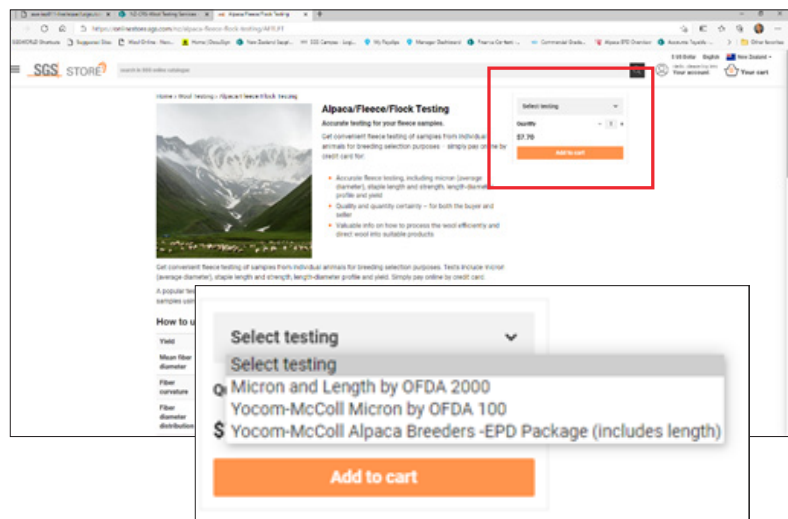
Online Shop – Purchase Instructions

1. Use Chrome or MS Edge Browsers to access [SGS Online Store Home Page](#)
2. Press on the 'Discover Now' button (this will send you to Alpaca/Fleece/Flock ordering home page)

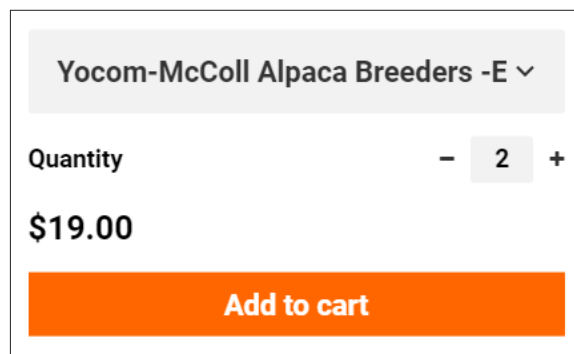


Alpaca/Fleece/Flock/Testing ordering home page

3. Click on the drop box 'Select testing' option and select a test option (mandatory).

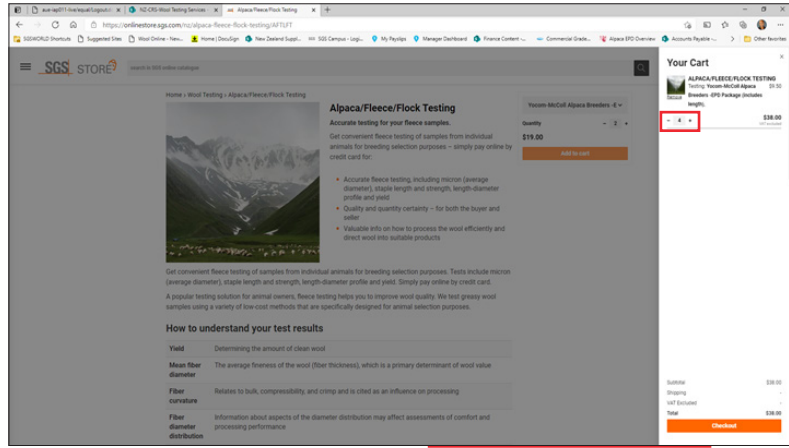


4. Click on the + icon to add the quantity of tests for the selected option. Select 'Add to cart' (this will send you to the cart checkout screen)



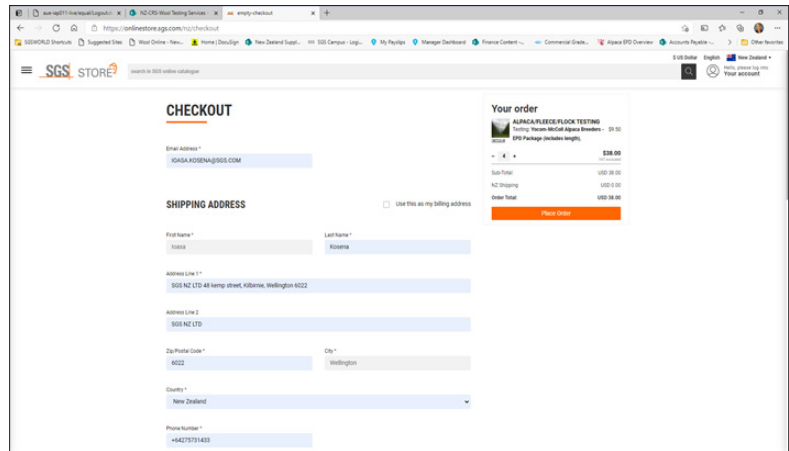
Cart Checkout

5. Select 'Checkout' (this will take you to the CHECKOUT screen). Note, you can modify quantity pressing the +/- icons



CHECKOUT – Place Order

6. Complete Shipping and Billing address fields (NOTE: Ensure all mandatory fields with an Asterix* are completed)
7. Tick the 'I agree that SGS can use my data for the purposes of dealing with my request, in accordance with the SGS Online Privacy Statement' box
8. Select 'Place Order' (this will take you to payment credit card page)



Payment Credit Card Page

9. Select credit card type (NON Visa/Mastercard cards not accepted) and complete transaction
10. Contact WoolOnline@sgs.com for any concerns

